





Y-o-Y demand sales

Peninsula monthly unit electricity sales (GWh)

		FY 2022			
 Industrial	UNITS SALES	Jan	Feb	Mar	1Q
	GWh	3,870	3,843	3,442	11,156
	Growth (%)	(1.1)	0.9	0.1	(0.1)
 Commercial	GWh	3,187	3,174	2,925	9,286
	Growth (%)	8.0	15.9	7.9	10.6
 Domestic	GWh	2,484	2,593	2,538	7,615
	Growth (%)	8.2	2.8	(2.5)	2.6
 Others	GWh	200	196	198	594
	Growth (%)	2.9	1.1	5.0	3.0
TOTAL	GWh	9,741	9,806	9,103	28,651
	Growth (%)	4.1	5.8	1.8	4.0

*Sales (GWh) figures exclude accrued revenue adjustment
Growth figures derived by comparing with the same period last year*