





# Y-o-Y demand sales

## Peninsula monthly unit electricity sales (GWh)

		FY 2023			
 Industrial	UNITS SALES	Jan	Feb	Mar	1Q
	GWh	3,349.2	3,981.6	3,429.8	10,761
	Growth (%)	(13.5)	3.6	(0.4)	(3.5)
 Commercial	GWh	3,747.6	2,910.9	3,186.3	9,845
	Growth (%)	17.6	(8.3)	8.9	6.0
 Domestic	GWh	2,476.3	2,484.0	2,517.5	7,478
	Growth (%)	(0.3)	(4.2)	(0.8)	(1.8)
 Others	GWh	202.7	205.0	197.8	606
	Growth (%)	1.3	4.5	(0.2)	1.9
TOTAL	GWh	9,775.8	9,581.5	9,331.4	28,689
	Growth (%)	0.4	(2.3)	2.5	0.1

*Sales (GWh) figures exclude accrued revenue adjustment*

*Growth figures derived by comparing with the same period last year*