





Y-o-Y demand sales

Peninsula monthly unit electricity sales (GWh)

		FY2024						
		UNITS SALES	1Q	Apr	May	Jun	2Q	1H
Industrial 	GWh	11,049	3,917.1	3,557.5	3,943.5	11,418	22,467	
	Growth (%)	2.7	1.4	3.6	2.8	2.6	2.6	
Commercial 	GWh	11,007	3,838.1	3,779.8	4,029.2	11,647	22,654	
	Growth (%)	11.8	9.3	12.5	6.6	9.4	10.5	
Domestic 	GWh	8,736	3,297.7	3,214.0	3,209.0	9,721	18,456	
	Growth (%)	16.8	16.7	9.0	3.4	9.5	12.9	
Others 	GWh	657	213.8	218.2	224.9	657	1,314	
	Growth (%)	8.5	6.4	8.4	8.0	7.6	8.1	
TOTAL	GWh	31,448	11,266.7	10,769.5	11,406.6	33,443	64,891	
	Growth (%)	9.6	8.3	8.3	4.4	6.9	8.2	

*Sales (GWh) figures exclude accrued revenue adjustment
Growth figures derived by comparing with the same period last year*