





# Y-o-Y sales of electricity

## Peninsular monthly unit electricity sales (GWh)

		FY2024						
		1Q	2Q	3Q	Oct	Nov	Dec	4Q
 Industrial	UNITS SOLD							
	GWh	11,049	11,418	11,612	3,698.7	3,805.2	3,690.0	11,194
 Commercial	GWh	11,007	11,647	11,789	3,842.8	4,095.6	3,881.9	11,820
	Growth (%)	11.8	9.4	8.0	6.3	8.9	7.5	7.6
 Domestic	GWh	8,736	9,721	9,176	2,904.2	3,028.2	2,728.7	8,661
	Growth (%)	16.8	9.5	6.3	0.9	8.3	2.5	3.9
 Others	GWh	657	657	678	224.1	230.0	227.8	682
	Growth (%)	8.5	7.6	6.6	5.5	6.1	7.2	6.3
TOTAL	GWh	31,448	33,443	33,255	10,669.8	11,159.0	10,528.4	32,357
	Growth (%)	9.6	6.9	5.8	2.7	4.5	2.7	3.3

Sales (GWh) figures exclude accrued revenue adjustment  
Growth figures derived by comparing with the same period last year