





Y-o-Y demand sales

Peninsula monthly unit electricity sales (GWh)

		FY2025							
		UNITS SOLD	1Q	2Q	3Q	Oct	Nov	Dec	4Q
	Industrial	GWh	9,668.2	10,239.8	10,317.5	3,283.4	3,255.8	3,054.2	9,593.4
	Commercial	GWh	11,598.9	12,487.8	13,003.5	3,663.6	5,159.9	4,519.2	13,342.7
	Domestic	GWh	8,486.0	9,528.6	9,694.8	3,017.3	3,127.3	2,859.3	9,003.9
	Others *	GWh	1,565.2	1,618.2	1,627.6	537.4	503.8	533.1	1,574.3
TOTAL		GWh	31,318.3	33,874.4	34,643.4	10,501.7	12,046.8	10,965.8	33,514.3

Sales (GWh) figures exclude accrued revenue adjustment

*Others includes Water & Sewerage Operators, Agriculture, Mining & Public Lighting